

Product data sheet

Specifications



Controller, Modicon M171/M172/ M173, performance display 42 IO, Modbus, solid state relay

TM172PDG42S

Product availability: Non-Stock - Not normally stocked in distribution facility

Main

Range of Product	Modicon M171/M172
Product or Component Type	Programmable controllers
Product Specific Application	HVAC and pumping solution
Variant	Programmable
Total inputs/outputs	42
Discrete input number	12
Discrete output number	5 relay outputs SPST with same common 2 solid state, isolated SSR with independent common 2 relay outputs SPDT with same common 3 relay outputs SPST with independent common
Discrete output current	0.5 A solid state, isolated 1 A relay SPDT 3 A relay SPST
Analogue input number	12 configurable by pair
Analogue output number	4 voltage 0...10 V 2 voltage/current 4...20 mA or 0...10 V or PWM (2 kHz)

Complementary

Number of port	1 CAN port - screw terminal block 1 USB type A - USB type A female 1 USB type mini B - USB device port Mini-B 2 RS485 - screw terminal block Modbus serial link or BACnet MS/TP) 1 Ethernet - RJ45 Modbus TCP and BACnet IP with webserver)
Input/output number	12 analog input 6 analog output 12 digital input 12 digital output
Discrete input logic	Sink or source (positive/negative)
Discrete input voltage	24 V AC/DC
Discrete input current	2.5 mA
input impedance	10 kOhm
Analogue input type	impedance 0...1500 hOhm impedance 0...300 daOhm direct input NTC temperature probe - 50...110 °C 0.1 °C extended) voltage 0...10 V NTC temperature probe - 40...150 °C 0.1 °C current 0...20 mA/4...20 mA PTC temperature probe - 55...150 °C 0.1 °C voltage 0...5 V absolute or ratiometric) Pt 1000 temperature probe - 200...850 °C 0.1 °C

Price is "List Price" and may be subject to a trade discount – check with your local distributor or retailer for actual price.

Sensor power supply	5 V DC 50 mA supplied by the controller 24 V DC 150 mA supplied by the controller
[Us] rated supply voltage	24 V +/- 10 % AC 20...38 V DC
Power consumption in W	15 W 24 V AC/DC
Realtime clock	Built-in clock at -4...131 °F (-20...55 °C)
Display type	Backlit LCD - 128 x 64 pixels
Overvoltage category	II
Local signalling	for programmable 1 LED (red) for programmable 1 LED (yellow) for programmable 1 LED (green) for power 1 LED (green)
Mounting Support	Panel mounting with accessory DIN rail
Width	5.7 in (144 mm)
Height	4.3 in (110 mm)
Depth	2.4 in (60.5 mm)
Net Weight	0.849 lb(US) (0.385 kg)

Environment

Directives	2006/95/EC - low voltage directive 86/188/EEC - physical agents (noise) directive
Standards	EN/IEC 60730 UL94 (material V0)
Product Certifications	cURus CSA CE EAC
Ambient air temperature for operation	-4...131 °F (-20...55 °C) UL 60730-1
Ambient Air Temperature for Storage	-22...158 °F (-30...70 °C)
Relative humidity	5...95 % non-condensing
IP degree of protection	IP20
Pollution degree	2
Operating altitude	0...6561.68 ft (0...2000 m)

Ordering and shipping details

Category	US1PC1222537
Discount Schedule	PC12
GTIN	3606480894893
Returnability	No
Country of origin	IT

Packing Units

Unit Type of Package 1	PCE
Number of Units in Package 1	1
Package 1 Height	5.16 in (13.100 cm)
Package 1 Width	3.58 in (9.100 cm)

Package 1 Length	7.36 in (18.700 cm)
Package 1 Weight	15.697 oz (445.000 g)
Unit Type of Package 2	S02
Number of Units in Package 2	6
Package 2 Height	5.91 in (15.000 cm)
Package 2 Width	11.81 in (30.000 cm)
Package 2 Length	15.75 in (40.000 cm)
Package 2 Weight	6.504 lb(US) (2.950 kg)

Sustainability

Green Premium™ label is Schneider Electric's commitment to delivering products with best-in-class environmental performance. Green Premium promises compliance with the latest regulations, transparency on environmental impacts, as well as circular and low-CO₂ products.

Guide to assessing product sustainability is a white paper that clarifies global eco-label standards and how to interpret environmental declarations.


[Learn more about Green Premium >](#)


[How we assess product sustainability >](#)



Transparency RoHS/REACH

Well-being performance

 Mercury Free

 RoHS Exemption Information Yes

Certifications & Standards

Reach Regulation [REACH Declaration](#)

Eu RoHS Directive Pro-active compliance (Product out of EU RoHS legal scope)

China RoHS Regulation [China RoHS declaration](#)

Environmental Disclosure [Product Environmental Profile](#)

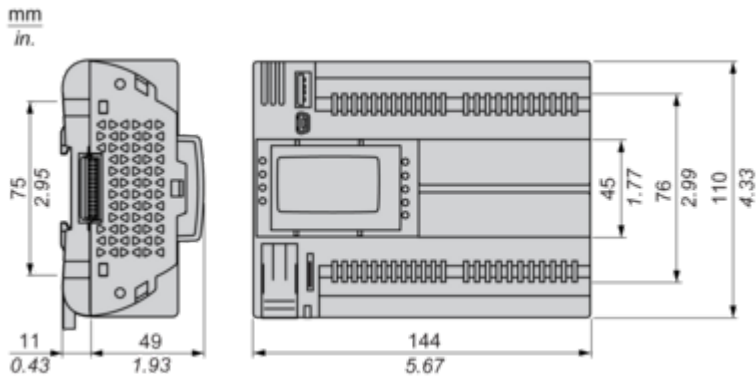
Weee The product must be disposed on European Union markets following specific waste collection and never end up in rubbish bins.

Circularity Profile [End of Life Information](#)

California Proposition 65 WARNING: This product can expose you to chemicals including: Lead and lead compounds, which is known to the State of California to cause cancer and birth defects or other reproductive harm. For more information go to www.P65Warnings.ca.gov

Dimensions Drawings

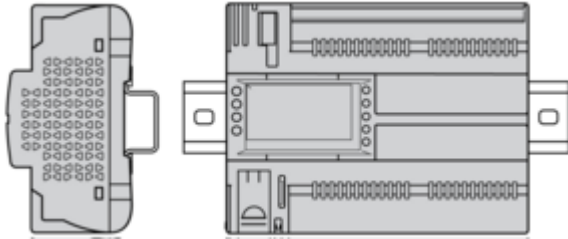
Dimensions



Mounting and Clearance

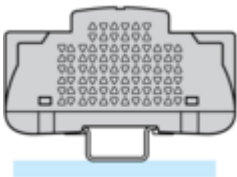
Mounting Positions

Correct Mounting Position

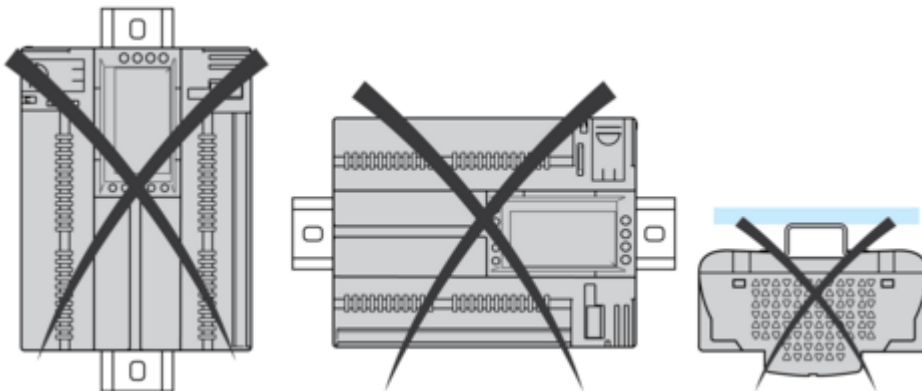


Acceptable Mounting Position

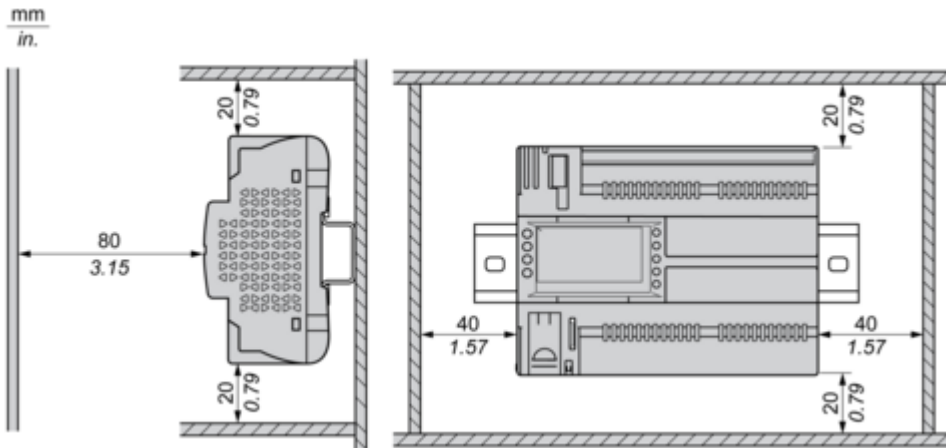
Controller can be mounted horizontally upward with a temperature derating (maximum ambient temperature: 60 °C (140 °F)).



Incorrect Mounting Position

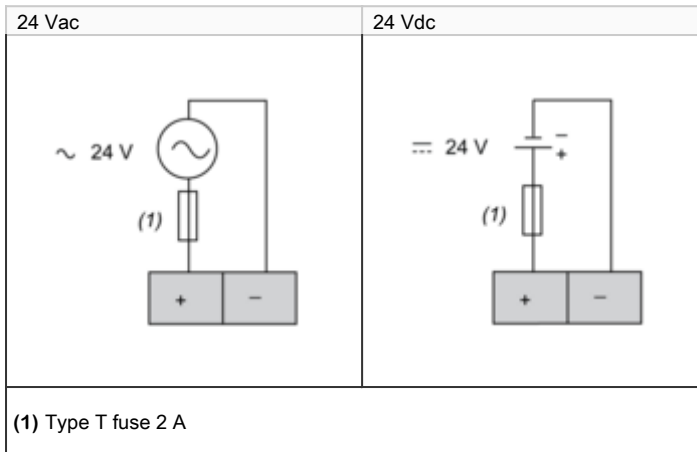


Clearance

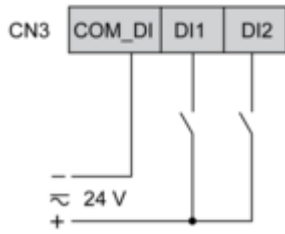


Connections and Schema

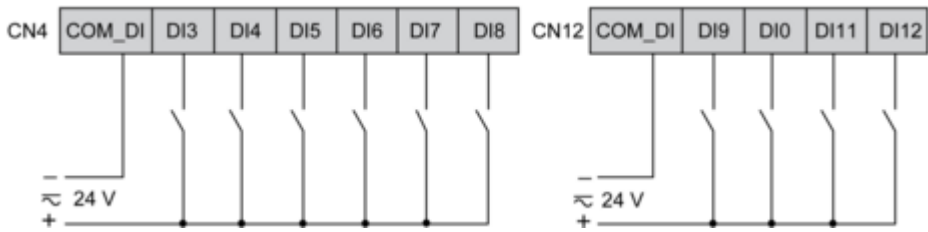
Power Supply



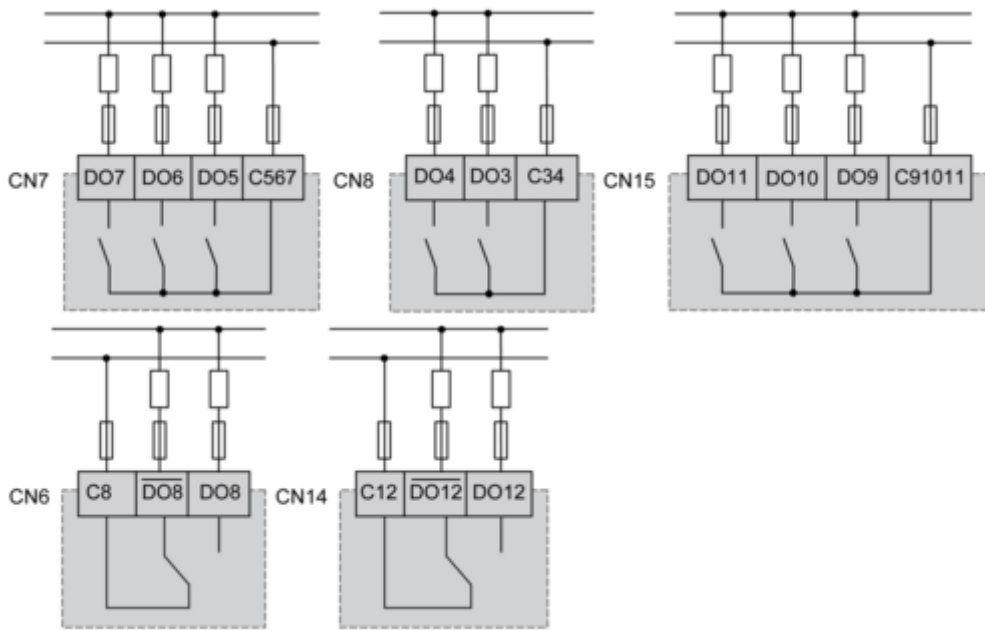
CN3 Fast Digital Inputs



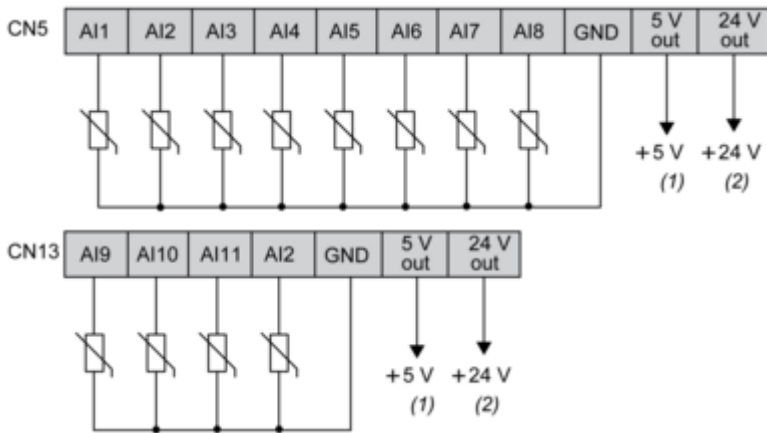
CN4, CN12 Digital Inputs



CN7, CN8, CN15, CN6, CN14 High Voltage Relay SPST Digital Output

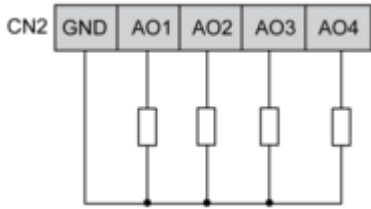


CN5, CN13 Analog Inputs

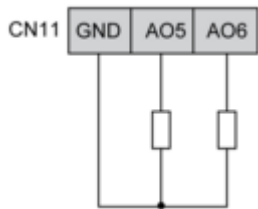


- (1) (CN5 + CN13) Max. current : 50 mA.
- (2) (CN5 + CN13) Max. current : 150 mA.

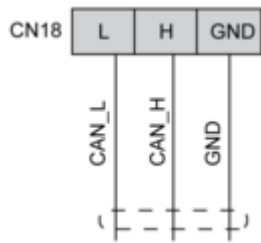
CN2, CN11 Analog Outputs



AO3, AO4 can be used also as PWM generator, up to 2kHz.



CN18 CAN Expansion Bus Port



CN19, CN1 CAN Expansion Bus Port

